

# Motor Components

LLC



**CONSTRUCTION AND UTILITY**

**REFRIGERATION**

**AGRICULTURAL**

**GENERATORS**

**MARINE**

**MILITARY**



*Since 1950*

**INDUSTRIAL  
FUEL PUMPS  
WE MOVE FUEL®**



# Motor Components

LLC

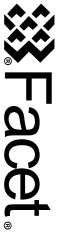


Over 100 years of manufacturing experience, Motor Components, LLC an ISO 9001-2008 facility is the industry leader in producing low-pressure electronic fuel pumps for the Automotive and Off-Road markets. Located in Elmira, NY in a 300,000sq. ft. facility, we continuously strive to produce the highest quality product for our OE and Aftermarket customers. All Facet / Purolator low-pressure electronic fuel pumps are designed, engineered and manufactured in the USA and supplied worldwide through our significant distribution network. Our electronic gasoline and diesel fuel pumps are installed on many of today's most sophisticated equipment in industries such as ag, construction, gen-sets, marine, military, power sport, refrigeration and high tech diesel engines. Motor Components encourages OE customers to challenge our design engineers to make their projects our solutions.

Motor Components, LLC also offers a large range of automotive aftermarket in-tank fuel pumps and modules. Our automotive product meets or exceeds OE specifications for exact fit and proper installation. All fuel pumps and modules are supplied with an installation kit and strainer for fast and easy installs.



# Contents



**Markets Served** .....Page 2

**Fuel Pump Troubleshooting Guide for Gasoline and Diesel Engines** .....Page 3

**Fuel Pumps and Accessories** .....Page 4

**OEM, Off-Road and Private Label Fuel Pump Interchange Guide** .....Page 16

**Custom Fuel Pump Specification Form** .....Page 20



1  
M  
O  
T  
O  
R  
C  
O  
M  
P  
O  
N  
E  
N  
T  
S



**Notice:** This catalog may not include all applications for Facet/Purolator fuel pumps. Refer to pump specifications of engine manufacturer for additional applications. Facet/Purolator fuel pumps may require other components for proper final installation in addition to those supplied. Some applications of Facet/Purolator fuel pumps (including those described in this catalog) require the use of a fuel regulator. The use of a fuel filter (sold separately) is recommended for all Facet/Purolator fuel pump applications.

All information in this catalog is based on data available at the time of publication. Motor Components, LLC. is not responsible for any errors resulting from data supplied by others and assumes no obligation to update the information contained in this catalog.

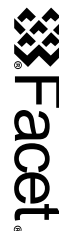
For more information about Facet/Purolator fuel pumps, visit [www.facet-purolator.com](http://www.facet-purolator.com).





# Fuel Pump

## Troubleshooting Guide for Gasoline and Diesel Engines



PROBLEM	CAUSE	SOLUTION
<b>INSUFFICIENT FUEL DELIVERY</b>	<ul style="list-style-type: none"> <li>• Pump's pump filter screen or sock filter in fuel tank is clogged</li> <li>• Break or restriction in fuel line (a pinch or kink)</li> <li>• Incorrect float level, malfunctioning inlet needle or clogged inlet screen in carburetor</li> <li>• Return line</li> <li>• Vapor trapped in fuel</li> <li>• Loose fitting or air leak on inlet side of fuel pump or broken fuel line</li> <li>• Wrong pump for application</li> <li>• Plugged gas vent in gas cap or tank vent</li> <li>• Low gas level in gas tank</li> </ul>	<ul style="list-style-type: none"> <li>• Clean or replace filter</li> <li>• Repair fuel lines and remove all restrictions in the line</li> <li>• Replace or repair as needed</li> <li>• Repair fuel lines and remove all restrictions</li> <li>• See vapor lock remedy</li> <li>• Tighten and clean all connections. Check fuel line, replace bad line</li> <li>• May need larger output pump</li> <li>• Clean vent in gas cap or tank vent</li> <li>• Add gas to tank</li> </ul>
<b>PUMP NOT OPERATING</b>	<ul style="list-style-type: none"> <li>• Damaged or improper wiring</li> <li>• Loss of ground</li> </ul>	<ul style="list-style-type: none"> <li>• Inspect mounting and all wiring as out lined on instruction sheet</li> <li>• Clean frame or metal surface to which pump is mounted. Tighten mounting bolts</li> </ul>
<b>CARBURETOR FLOODING</b>	<ul style="list-style-type: none"> <li>• Blown fuse</li> <li>• Worn needle and seat assembly in carburetor</li> <li>• Too much pressure due to wrong fuel pump model               <ol style="list-style-type: none"> <li>1) Standard pressure carburetor</li> <li>2) Low pressure carburetor</li> </ol> </li> </ul>	<ul style="list-style-type: none"> <li>• Replace fuse</li> <li>• Replace worn needle and seat assembly in carburetor</li> <li>• Check with auto dealer on pressure that carburetor will hold</li> </ul>
<b>FUEL PUMP LEAKS</b>	<ul style="list-style-type: none"> <li>• Fuel line fitting loose in pump.</li> <li>• Fuel line to fitting loose</li> </ul>	<ul style="list-style-type: none"> <li>• Tighten and clean all connections at pump and all other connections, which were opened during pump installation.</li> </ul>
<b>PUMP HAS LOUD, FAST POUNDING NOISE...DOES NOT SHUT OFF</b>	<ul style="list-style-type: none"> <li>• Pump is pumping air due to air leak on inlet side of pump               <ol style="list-style-type: none"> <li>1) Broken fuel line</li> <li>2) Loose fitting on inlet side</li> <li>3) Low pressure carburetor</li> </ol> </li> <li>• Pump sees vapor</li> </ul>	<ul style="list-style-type: none"> <li>• Check all connections and tighten all fuel lines between tank and pump. Check for holes or cracks between pump and brackets... use rubber mounts to lessen noise on framework</li> <li>• See vapor lock remedy</li> </ul>
<b>VAPOR LOCK</b>	<ul style="list-style-type: none"> <li>• Pump mounted in high heat area</li> <li>• Plugged or partly plugged inlet fuel line causing fuel to be placed under high vacuum</li> <li>• Pump location and fuel line routing</li> <li>• Plugged gas tank vent or gas cap vent</li> <li>• Poor fuel</li> </ul>	<ul style="list-style-type: none"> <li>• Remount pump in cooler area</li> <li>• Clean filter before pump</li> <li>• Check for clogged fuel line, kink or pinches in line</li> <li>• Mount pump with outlet above horizontal</li> <li>• Clean vent hole</li> <li>• Try different type of gasoline</li> </ul>

# Fuel Pumps and Accessories Kits

## Cube

### Facet®/Purolator® Cube Solid State Electronic Fuel Pumps



The finest solid state technology available for OE implementation. The Cube solid state fuel pump is installed in thousands of applications and millions of pumps sold worldwide. These fuel pumps provides up to 15psi (1.03 bar), 50gph (189 liter/hour) and 96 inches of average vertical lift. The wide range of pressure and flow rates will ensure there is a Facet fuel pump for your application.

#### Features

- 12 to 86 inches dry lift... specifications vary by model
- 7 to 40 gal/hr...specifications vary by model
- 1 to 15 psi...specifications vary by model
- Transient protection
- State of the art electronics
- Sealed electronics
- ELV compliant
- Ground positive or negative
- Available in 12 or 24 volt model
- UL certified
- Internal check valve...specifications vary by model
- Reverse polarity protection
- 1.4 amp average
- Corrosion resistant over 100 hours of salt spray
- Easy 2 bolt mounting
- Meets Coast Guard Ignition Protection Test Requirements 33CFR183.410 and Fire and Thermo Shock Test Requirements 33CFF183.590
- Self-regulating pressure
- Internal anti-siphon valve (positive shut off)... specifications vary by model
- Operating temperature range -40° F to +180° F
- Compatible with gasoline, diesel, biodiesel, E85, blended alcohol and fuel additives.
- Available with stainless steel internal components.
- REACH compliant
- RoHs compliant



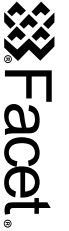
#### Facet/Purolator® Cube Solid State Electronic Fuel Pump Kits

KIT PART #	PUMP #	PACKAGING	KIT HARDWARE INCLUDES
FEP12SV	40106	FACET CLAMSHELL	(1 EA) 42804 KIT (2 EA) NUTS, BOLTS, FUEL FITTINGS & 479735 FUEL FILTER
FEP42SV	40104	FACET CLAMSHELL	(1 EA) 42804 KIT (2 EA) NUTS, BOLTS, FUEL FITTINGS & 479735 FUEL FILTER
FEP288SV	40288	FACET CLAMSHELL	(1 EA) 42804 KIT WITHOUT FUEL FILTER
FEP289SV	40289	FACET CLAMSHELL	(1 EA) 42804 KIT WITHOUT FUEL FILTER
40100	40106	FACET BOX	(1 EA) 42586 KIT (2 EA) NUTS, BOLTS, FUEL FITTINGS
40101	40105	FACET BOX	(1 EA) 42586 KIT (2 EA) NUTS, BOLTS, FUEL FITTINGS
40102	40104	FACET BOX	(1 EA) 42586 KIT (2 EA) NUTS, BOLTS, FUEL FITTINGS
40103	40107	FACET BOX	(1 EA) 42586 KIT (2 EA) NUTS, BOLTS, FUEL FITTINGS
40242	40105	FACET BOX	(2 EA) 41199 5/16 BARB STRAIGHT FUEL FITTINGS
40243	40106	FACET BOX	(2 EA) 41199 5/16 BARB STRAIGHT FUEL FITTINGS
40244	40107	FACET BOX	(2 EA) 41199 5/16 BARB STRAIGHT FUEL FITTINGS
40245	40104	FACET BOX	(2 EA) 41199 5/16 BARB STRAIGHT FUEL FITTINGS
40273	40272	FACET BOX	(2 EA) M16INTX1/8-27 FITTINGS & (1 EA) 42586 KIT (GMC TRUCK)





# Cube



## Facet/Purolator Cube Solid State Electronic Fuel Pumps

PART#	PRESSURE MAX-MIN	GPH	POSITIVE LEAD	NEGATIVE LEAD	FITTING SIZE	AVERAGE LIFT	CHECK VALVE	POSITIVE SHUT-OFF VALVE	STAINLESS STEEL INTERNAL
<b>12 Volt</b>									
40104	4.0 - 1.5	25	N/A	RING	1/8 - 27 INT	36"	N	N	N
40105	4.5 - 3.0	30	N/A	RING	1/8 - 27 INT	36"	N	N	N
40106	7.0 - 4.0	32	N/A	RING	1/8 - 27 INT	36"	N	N	N
40107	10.0 - 7.0	34	N/A	RING	1/8 - 27 INT	24"	N	N	N
40108	6.0 - 4.5	32	.25 BLADE	RING	3/8 FLARE	36"	N	N	N
40109	7.0 - 4.0	32	N/A	RING	3/8 - 18 INT	60"	Y	N	N
40135	7.0 - 4.0	32	PACKARD	RING	1/8 - 27 INT	36"	N	N	N
40163	2.5 - 1.5	17	.25 BLADE	RING	1/8 - 27 INT	40"	Y	N	N
40171	3.5 - 2.0	15	PACKARD	RING	1/8 - 27 INT	40"	Y	Y	N
40176	5.0 - 3.5	19	N/A	RING	1/8 - 27 INT	60"	Y	Y	N
40177	2.0 - 1.0	7	N/A	RING	1/8 - 27 INT	40"	Y	Y	N
40178	3.5 - 2.0	15	N/A	RING	1/8 - 27 INT	40"	Y	Y	N
40185	11.5 - 9.0	32	N/A	RING	1/8 - 27 INT	96"	Y	N	N
40189	5.0 - 3.5	15	AMP	RING	1/8 - 27 INT	60"	Y	Y	N
40229	6.0 - 4.5	32	PACKARD	N/A	1/8 - 27 INT	36"	N	N	N
40231	11.5 - 9.0	25	PACKARD	N/A	1/8 - 27 INT	96"	Y	Y	N
40232	10.0 - 7.0	34	PACKARD	N/A	1/8 - 27 INT	24"	N	N	N
40250	4.5 - 3.0	32	PACKARD	RING	1/8 - 27 INT	60"	Y	N	N
40252	1.5 - 1.0	6.5	PACKARD	N/A	1/8 - 27 INT	40"	Y	Y	N
40254	4.0 - 1.5	25	N/A	RING	1/8 - 27 INT	60"	Y	N	N
40256	2.0 - 1.0	7	TYCO	MOLEX	1/8 - 27 INT	40"	Y	Y	N
40257	11.5 - 9.0	25	N/A	N/A	1/8 - 27 INT	96"	Y	Y	N
40271	4.5 - 3.0	32	PACKARD	RING	1/8 - 27 INT	60"	Y	N	N
40272	11.5 - 9.0	32	PACKARD	N/A	1/8 - 27 INT	96"	Y	N	N
40275	11.5 - 9.0	29	PACKARD	N/A	1/8 - 27 INT	96"	Y	N	N
40277	15.0 - 12.0	50	DEUTSCH	N/A	1/8 - 27 INT	96"	Y	N	N
40284	4.5 - 2.0	32	DEUTSCH	N/A	1/8 - 27 INT	60"	Y	N	N
40288	4.5 - 3.0	30	N/A	RING	1/8 - 27 INT	60"	Y	N	N
40289	7.0 - 4.0	30	N/A	RING	1/8 - 27 INT	60"	Y	N	N
40296	11.5 - 9.0	30	PACKARD	N/A	1/4 - 18 INT	96"	Y	N	N
40298	2.0 - 1.0	15	TYCO	RING	1/8 - 27 INT	40"	Y	Y	N
40299	15.0 - 12.0	50	PACKARD	N/A	1/8 - 27 INT	96"	Y	N	N
40300	11.5 - 9.0	30	PACKARD	N/A	1/8 - 27 INT	96"	Y	N	N
40304	15.0 - 12.0	50	DEUTSCH	N/A	1/8 - 27 INT	96"	Y	N	Y
40307	15.0 - 12.0	50	DEUTSCH	N/A	1/8 - 27 INT	96"	Y	N	N
40311	4.5 - 2.0	30	DEUTSCH	N/A	1/8 - 27 INT	60"	Y	N	Y
40313	15.0 - 12.0	50	AMP	N/A	1/8 - 27 INT	96"	Y	N	N
40314	4.5 - 2.0	28	AMP	N/A	1/8 - 27 INT	60"	Y	N	Y
40327	11.5 - 9.0	32	DEUTSCH	N/A	1/8 - 27 INT	96"	Y	N	N
40336	4.5 - 3.0	19	DELPHI	RING	1/8 - 27 INT	60"	Y	Y	N
40345	15.0 - 12.0	50	DEUTSCH	N/A	1/2 - 20 INT	96"	Y	N	N
<b>24 Volt</b>									
40151	9.0 - 4.5	32	N/A	RING	3/8 - 18 INT	36"	Y	N	N
40154	6.0 - 4.5	32	.25 BLADE	RING	3/8 FLARE	36"	N	N	N
40164	6.0 - 4.5	32	N/A	RING	1/8 - 27 INT	36"	N	N	N
40193	30.0	10	N/A	RING	1/4 - 18 INT	24"	N	N	N
40194	6.5 - 5.0	23	N/A	RING	1/8 - 27 INT	60"	Y	Y	N
40221	3.5 - 2.0	25	N/A	RING	1/8 - 27 INT	36"	N	N	N
40274	3.5 - 2.0	19	N/A	RING	1/8 - 27 INT	40"	Y	Y	N
40297	6.0 - 4.5	32	DEUTSCH	N/A	1/8 - 27 INT	36"	N	N	N
40317	15.0 - 12.0	50	DEUTSCH	N/A	1/8 - 27 INT	96"	Y	N	N



5 Motor Components



# Posi-Flo®



## Facet®/Purolator® Solid State Electronic Fuel Pumps

This outstanding, lightweight universal fuel pump can be used in all carburetor equipped vehicles and also as a diesel lift pump. If "out-of-fuel" conditions occur no extended cranking is necessary to re-start the engine. In many applications, the advanced technology engineered into the Facet/Purolator® Posi-Flo® fuel pump allows for a convenient interchange with the Cube fuel pump.

### Features

- 12 to 60 inches dry lift... specifications vary by model
- 23 to 40 gal/hr... specifications vary by model
- 1.5 to 10psi ... specifications vary by model
- Internal 3.5 amp fuse
- State of the art electronics
- Sealed electronics
- Composite case housing
- Self priming and self regulating
- Corrosion resistant
- Reverse polarity protection
- Quiet running....65DB
- 1.6 amp average
- ELV compliant
- Light weight: 18 ounces at 3 inches
- Performance rated for 6000 hours
- Operating temperature range -40° F to +180° F
- Compatible with gasoline, diesel, biodiesel, E85, blended alcohol and fuel additives
- Available in 12 volt
- Internal check valve... specifications vary by model
- Transient protection
- Ground Negative
- REACH compliant
- RoHs compliant

### Facet/Purolator® 12 Volt Posi-Flo® Solid State Electronic Fuel Pumps

PART #	PRESSURE MAX-MIN	GPH	POSITIVE LEAD	NEGATIVE LEAD	FITTING SIZE	AVERAGE LIFT	CHECK VALVE	POSITIVE SHUT-OFF VALVE
60104	4.0 - 1.5	23	N/A	RING	1/8 - 27 INT	36"	N	N
60106	7.0 - 4.0	32	N/A	RING	1/8 - 27 INT	36"	N	N
60107	10.0 - 7.0	34	N/A	RING	1/8 - 27 INT	24"	N	N
60200	4.5 - 3.0	35	TYCO	RING	1/8 - 27 INT	60"	Y	N
60201	10.0 - 7.0	40	TYCO	TYCO	1/8 - 27 INT	24"	N	N
60202	10.0 - 7.0	35	PACKARD	N/A	1/8 - 27 INT	60"	Y	N
60203	10.0 - 7.0	34	PACKARD	N/A	1/8 - 27 INT	60"	Y	N
60205	10.0 - 7.0	34	DEUTSCH	N/A	1/8 - 27 INT	60"	Y	N
60210	2.5 - 1.0	25	TYCO	TYCO	1/8 - 27 INT	60"	Y	N
60207	7.0-5.0	32	DEUTSCH	N/A	1/8 - 27 INT	60"	Y	N
60300	4.0 - 2.5	20	N/A	RING	1/8 - 27 INT	60"	Y	N
60301	5.0 - 3.5	30	N/A	RING	1/8 - 27 INT	60"	Y	N
60302	7.0 - 5.0	32	N/A	RING	1/8 - 27 INT	60"	Y	N
60303	10.0 - 7.0	34	N/A	RING	1/8 - 27 INT	60"	Y	N
60304	2.5 - 1.0	25	N/A	RING	1/8 - 27 INT	60"	Y	N



### Facet/Purolator® Posi-Flo® Solid State Electronic Fuel Pump Kit

KIT PART #	PUMP #	PACKAGING	KIT HARDWARE INCLUDES
FEP04SV	60104	FACET CLAMSHELL	(1) 42804 KIT (2EA) NUTS, BOLTS (1EA) 41199 FUEL FITTING & 479735 FUEL FILTER
FEP06SV	60106	FACET CLAMSHELL	(1) 42804 KIT (2EA) NUTS, BOLTS (1EA) 41199 FUEL FITTING & 479735 FUEL FILTER
FEP07SV	60107	FACET CLAMSHELL	(1) 42804 KIT (2EA) NUTS, BOLTS (1EA) 41199 FUEL FITTING & 479735 FUEL FILTER
FEP304SV	60304	FACET CLAMSHELL	(1) 42804 KIT (2EA) NUTS, BOLTS (1EA) 41199 FUEL FITTING & 479735 FUEL FILTER
60243	60106	FACET BOX	(2 EA) 41199 5/16 BARB STRAIGHT FUEL FITTINGS
60244	60107	FACET BOX	(2 EA) 41199 5/16 BARB STRAIGHT FUEL FITTINGS
60245	60104	FACET BOX	(2 EA) 41199 5/16 BARB STRAIGHT FUEL FITTINGS






# Gold-Flo®

## Facet®/Purolator® High Performance Gold-Flo® Solid State Electronic Fuel Pumps



An industry standard for over 68 years, these lightweight compact pumps can be found in almost every conceivable application. With out-put ranges up to 170.3 liters/hour, .68 bar, these gasoline or diesel fuel pumps provide high-performance output for everything from racing cars to heavy duty agricultural and construction machinery. Available in 12 or 24 volt models.



### Features

- 12 to 24 inches dry lift... specifications vary by model
- 20 to 45 gal/hr... specifications vary by model
- 1.0 to 8.0 psi... specifications vary by model
- Available in 12 or 24 volt model
- Transient protection...24 volt only
- State of the art electronics
- Sealed electronics
- VCA certified
- Mil-Std-62678 tested
- Complies to Mil-Std 46ID... specifications vary by model
- Replaceable 74 micron filter
- 1.6 amp average
- Self priming and self regulating pressure
- Lightweight ...32 ounces at 5 inches in length
- ELV compliant
- Easy 2 bolt mounting
- Ground negative
- Corrosion resistant over 100 hours of salt spray
- Built in magnet to collect metal particles for additional filtration
- Meets Coast Guard Ignition Protection Test Requirements 33CFR183.410 and Thermo Shock Test Requirements 33CFF183.590
- Operating temperature range -40° F to +180° F
- Compatible with gasoline, diesel, biodiesel, E85, blended alcohol and fuel additives.
- REACH compliant
- RoHs compliant

### Facet/Purolator® High Performance Gold-Flo® Solid State Electronic Fuel Pumps

PART #	PRESSURE MAX-MIN	GPH	POSITIVE LEAD	FITTING SIZE	AVERAGE LIFT	FUEL FILTER	CHECK VALVE	POSITIVE SHUT-OFF VALVE
<b>12 Volt</b>								
40002E	4.0 - 2.75	34	N/A	1/8 -27 INT	24"	74U	N	Y
40007E	5.5 - 4.0	36	N/A	1/4 - 18 INT	24"	74U	N	N
40051E	8.0 - 6.0	32	N/A	1/8 - 27 INT	24"	74U	N	Y
40131E	5.5 - 4.0	34	N/A	1/8 - 27 INT	24"	74U	N	Y
40133E	5.5 - 4.0	34	N/A	1/8 - 27 INT	24"	N/A	N	Y
40159E	8 MIN	23	N/A	1/8 - 27 INT	48"	200U	Y	N
40220E	5.5 - 4.0	36	AMP	1/4 - 18 INT	24"	400U	N	N
476087E	5.5 - 4.0	36	N/A	1/8 - 27 INT	24"	74U	N	N
476459E	8.0 - 6.5	32	N/A	1/8 - 27 INT	24"	74U	N	N
477060E	4.0 - 2.75	34	N/A	1/8 - 27 INT	24"	74U	N	N
478360E	5.5 - 4.0	36	N/A	1/8 - 27 INT	24"	74U	N	N
480516E	5.5 - 4.0	36	PACKARD	1/8 - 27 INT	24"	74U	N	N
480532E	8.0 - 6.5	45	N/A	1/4 - 18 INT	24"	74U	N	N
480534E	8.0 - 6.0	45	N/A	1/4 - 18 INT	24"	400U	N	N
480543E	8.0 - 6.0	45	N/A	1/4 - 18 EXT	24"	74U	N	N

### 24 Volt

40053E	5.5 - 4.0	32	BULLET	1/8 - 27 INT	24"	400U	N	N
40128E	8.0 - 6.0	33	EMI FILTER	1/4 - 18 EXT	24"	74U	N	Y
40251E	5.0 - 4.0	32	PACKARD	1/8 - 27 INT	24"	74U	N	N
40255E	7.0 - 4.0	32	PACKARD	1/8 - 27 INT	24"	74U	N	N
40258E	4.0 - 2.5	32	EMI FILTER	1/8 - 27 INT	24"	74U	N	N
476088E	5.0 - 4.0	32	N/A	1/8 - 27 INT	24"	74U	N	N
477003E	8.0 - 6.0	30	N/A	1/8 - 27 INT	24"	74U	N	N
477883E	5.0 - 4.0	32	EMI FILTER	1/8 - 27 INT	24"	74U	N	N
480509E	8.0 - 6.0	33	EMI FILTER	1/8 - 27 INT	12"	74U	N	N
480517E	8.0 - 6.0	33	EMI FILTER	1/4 - 18 EXT	24"	74U	N	N
480563E	8.0 - 6.0	33	N/A	1/4 - 18 INT	24"	74U	N	Y
480564E	5.0 - 4.0	32	N/A	1/4 - 18 INT	24"	74U	N	Y

### Facet/Purolator® Gold-Flo® Solid State Electronic Fuel Pump Kits

KIT PART #	PUMP #	PACKAGING	KIT HARDWARE INCLUDES
FEP59SV	476459E	FACET: CLAMSHELL	(2EA.) ELBOW FITTINGS, NUTS, SCREWS
FEP60SV	477060E	FACET: CLAMSHELL	(2EA.) ELBOW FITTINGS, NUTS, SCREWS
FEP87SV	476087E	FACET: CLAMSHELL	(2EA.) ELBOW FITTINGS, NUTS, SCREWS



# Dura-Lift®



## Facet® Dura-Lift® Solid State Electronic Fuel Pumps

A tough, hard working fuel pump for diesel transfer applications for truck refrigeration units, marine generator sets, diesel filtration systems, industrial and other diesel or gasoline lift applications. The Facet® DURA-LIFT® fuel pump provides up to 15psi (1.03bar), 50gph (189 liter/hours) and 120 inches of average vertical lift. In thousands of proven off road OE applications, DURA-LIFT® fuel pumps have set the standards worldwide. Available in 12 or 24 volt.

### Features

- Self-priming to 120 inches dry lift
- 33 gal/hr
- 9 to 15 psi...specifications vary by model
- 4 hour dry run
- Available in 12 or 24 volt model
- State of the art electronics
- Sealed electronics
- Self-regulating pressure
- VCA approved EC95/54
- 80 micron stainless steel filter
- Transient protection
- Reverse polarity protection
- Available with internal stainless steel components
- Light-Weight: 3 lbs at 7 1/4 inches
- Corrosion resistant over 100 hours salt spray
- Easy 2 bolt mounting
- Transparent fuel filter bowl allows filter monitoring
- Low power requirements 1.4 amp on average
- Internal check valve
- ELV compliant
- Ground positive or negative
- Compatible with gasoline, diesel, biodiesel, E85, blended alcohol and fuel additives
- Operating temperature range -40° F to +180° F
- REACH compliant
- RoHs compliant

### Facet® Dura-Lift® Solid State Electronic Fuel Pumps

PART#	PRESSURE MAX-MIN	GPH	VOLTS	CONNECTOR	FITTING SIZE	AVERAGE LIFT	CHECK VALVE	POSITIVE SHUT-OFF VALVE	STAINLESS STEEL INTERNAL
<b>12 Volt</b>									
40222	11.5 - 9.0	33	12	N/A	1/8 - 27 INT	120"	Y	N	N
40223	11.5 - 9.0	33	12	PACKARD	1/8 - 27 INT	120"	Y	N	N
40285	7.0 - 4.0	33	12	PACKARD	1/8 - 27 INT	120"	Y	N	N
40290	15.0 - 12.0	50	12	PACKARD	1/8 - 27 INT	50"	Y	N	N
40295	11.5 - 9.0	33	12	PACKARD	1/8 - 27 INT	50"	Y	N	Y
40303	6.25 - 4.25	33	12	N/A	1/8 - 27 INT	50"	Y	N	Y
40321	8.5 - 6.5	33	12	PACKARD	1/8 - 27 INT	50"	Y	N	Y
40347	6.25 - 4.25	33	12	DELPHI 2" WIRES	1/8 - 27 INT	50"	Y	N	Y
40348	11.5 - 9.0	33	12	PACKARD 2" WIRES	1/8 - 27 INT	120"	Y	N	N
<b>24 Volt</b>									
40237	11.5 - 9.0	33	24	N/A	1/8 - 27 INT	120"	Y	N	N



# NEXT GENERATION FUEL PUMP

## ECM Solid State Electronic Fuel Pump

Facet®



### FACET® ECM Solid State Electronic Fuel Pump

The new patent pending, Cube style Electronic Control Module (ECM) Solid State fuel pumps are designed for today's high tech, Tier 4 and Stage 5 diesel engines and will communicate with the engine's ECU. The new design allows the ECU to control the operations of the fuel pump, providing a consistent fuel pressure and flow rate while the engine runs through the RPM ranges and loads, supplying the fuel injection system with the proper amount of fuel in all conditions. It is compatible with gasoline and diesel fuels and offered in a variety of pressure and flow ranges.

### FEATURES

- 12 volt
- Dry lift = 96 inches
- Pressure = up to 15psi
- Flow Rate = up to 50gph
- Sealed Electronics
- Negative ground
- Internal check valve
- Corrosion resistant over 100 hours salt spray
- Meets Coast Guard Ignition Test Requirements 33CFR183.410 and Fire & Thermo Shock Test Requirements 33CFF183.590
- Operating temperature -40F to +180F
- Compatible with gasoline, diesel, biodiesel, E85, blended alcohol and fuel additives
- Available with stainless steel internal components
- Reach Compliant
- RoHo Compliant



Purolator®

6

MOTOR COMPONENTS



**Facet**



# Military

## Facet®/Purolator® “MILITARY NSN” Fuel Pumps

PART #	NSN #	DESCRIPTION
40106	2910-01-564-8816	12VOLT CUBE SOLID STATE ELECTRONIC FUEL PUMP
40128E	2910-01-276-1484	24VOLT GOLD-FLO SOLID STATE ELECTRONIC FUEL PUMP WITH EMI FILTER
40164	2910-01-301-7498	24VOLT CUBE SOLID STATE ELECTRONIC FUEL PUMP
40193	2910-01-378-6025	24VOLT CUBE SOLID STATE ELECTRONIC FUEL PUMP
40194	2910-01-366-7293	24VOLT CUBE SOLID STATE ELECTRONIC FUEL PUMP
40194	2910-01-470-7423	24VOLT CUBE SOLID STATE ELECTRONIC FUEL PUMP
40220E	2910-01-318-4196	12VOLT GOLD-FLO SOLID STATE ELECTRONIC FUEL PUMP
40223N	2910-01-456-7295	12VOLT DURA-LIFT SOLID STATE ELECTRONIC FUEL PUMP
476087E	2910-00-915-4818	12VOLT GOLD-FLO SOLID STATE ELECTRONIC FUEL PUMP
476088E	2910-00-933-6104	24VOLT GOLD-FLO SOLID STATE ELECTRONIC FUEL PUMP
476459E	2910-00-847-9250	12VOLT GOLD-FLO SOLID STATE ELECTRONIC FUEL PUMP
477003E	4320-00-136-0137	24VOLT GOLD-FLO SOLID STATE ELECTRONIC FUEL PUMP
477883E	2910-00-910-6054	24VOLT GOLD-FLO SOLID STATE ELECTRONIC FUEL PUMP WITH EMI FILTER
479729	2910-00-893-6402	GOLD-FLO 74 MICRON FUEL FILTER
479735	2940-01-365-6535	CUBE 74 MICRON FUEL FILTER
480509E	2910-00-073-0165	24VOLT GOLD-FLO SOLID STATE ELECTRONIC FUEL PUMP WITH EMI FILTER
480517E	2910-00-930-9367	24VOLT GOLD-FLO SOLID STATE ELECTRONIC FUEL PUMP WITH EMI FILTER

**Purolator**

10  
M  
o  
t  
o  
r  
C  
o  
m  
p  
o  
n  
e  
n  
t  
s







# Accessories

## Solid State Electronic Fuel Pump Accessories

Part #	Style	Hose barb	Thread Size	Material
<b>Fuel Fittings</b>				
41199	STRAIGHT	5/16"	1/8-27 NPT	BRASS
42733	ELBOW	1/4"	1/8-27 NPT	BRASS
42734	STRAIGHT	1/4"	1/8-27 NPT	BRASS
42774	ELBOW	3/8"	1/8-27 NPT	BRASS
42971	SAEJ2044	3/8"	1/8-27 NPT	BRASS
43040	STRAIGHT	3/8"	1/8-27 NPT	BRASS
43121	SAEJ2044	3/8"	1/8-27 NPT	NICKEL PLATE
43203	STRAIGHT	5/16"	1/8-27 NPT	NICKEL PLATE
43299	ELBOW	3/8"	1/4-18 NPT	BRASS
479792	ELBOW	5/16"	1/8-27 NPT	BRASS

Part #	Mounting Style	OUTLET Hose Barb	INLET Thread Size or Hose Barb	Material	For use w/	Compatible w/	Micron
<b>Fuel Filters</b>							
41814	INTERNAL	N/A	N/A	POLYESTER	GOLD-FLO	GAS & DIESEL	200
42353	INTERNAL	N/A	N/A	STAINLESS STEEL	DURA-LIFT	GAS & DIESEL	80
42370	INTERNAL	N/A	N/A	POLYESTER	GOLD-FLO	GAS & DIESEL	74
43175	EXTERNAL CLEAR	5/16"	1/8-27 NPT	POLYESTER	POSI-FLO & CUBE	GAS & DIESEL	74
43176	EXTERNAL CLEAR	1/2"	1/8-27 NPT	POLYESTER	POSI-FLO & CUBE	GAS & DIESEL	74
43177	EXTERNAL CLEAR	SAEJ2044	1/8-27 NPT	POLYESTER	POSI-FLO & CUBE	GAS & DIESEL	74
43178	EXTERNAL CLEAR	3/8"	1/8-27 NPT	POLYESTER	POSI-FLO & CUBE	GAS & DIESEL	74
43179	EXTERNAL CLEAR	5/16"	12-20 STR	POLYESTER	CUBE	GAS & DIESEL	74
43180	EXTERNAL CLEAR	1/2"	1/2-20 STR	POLYESTER	CUBE	GAS & DIESEL	74
43400	EXTERNAL CLEAR	5/16" BARB	5/16" BARB	POLYESTER	ALL FUEL SYSTEMS	GAS & DIESEL	74
43419	EXTERNAL CLEAR	1/4" BARB	1/4" BARB	POLYESTER	ALL FUEL SYSTEMS	GAS & DIESEL	74
479735	EXTERNAL STEEL	5/16"	1/8-27 NPT	POLYESTER	POSI-FLO & CUBE	GAS & DIESEL	74
479729	INTERNAL	N/A	N/A	POLYESTER	GOLD-FLO	GAS & DIESEL	74
479808	INTERNAL	N/A	N/A	POLYESTER	GOLD-FLO	GAS & DIESEL	400
FEP735	EXTERNAL STEEL	5/16"	1/8-27 NPT	POLYESTER	POSI-FLO & CUBE	GAS & DIESEL	74
FEP42370	INTERNAL	N/A	N/A	POLYESTER	GOLD-FLO	GAS & DIESEL	74
FEP43175	EXTERNAL CLEAR	5/16"	1/8-27 NPT	POLYESTER	POSI-FLO & CUBE	GAS & DIESEL	74
FEP43176	EXTERNAL CLEAR	1/2"	1/8-27 NPT	POLYESTER	POSI-FLO & CUBE	GAS & DIESEL	74
FEP43177	EXTERNAL CLEAR	SAEJ2044	1/8-27 NPT	POLYESTER	POSI-FLO & CUBE	GAS & DIESEL	74
FEP43178	EXTERNAL CLEAR	3/8"	1/8-27 NPT	POLYESTER	POSI-FLO & CUBE	GAS & DIESEL	74
FEP43179	EXTERNAL CLEAR	5/16"	1/2-20 STR	POLYESTER	CUBE	GAS & DIESEL	74
FEP43180	EXTERNAL CLEAR	1/2"	1/2-20 STR	POLYESTER	CUBE	GAS & DIESEL	74
FEP43400	EXTERNAL CLEAR	5/16"	5/16"	POLYESTER	CUBE	GAS & DIESEL	74
FEP43419	EXTERNAL CLEAR	1/4"	1/4"	POLYESTER	CUBE	GAS & DIESEL	74

Part #	DESCRIPTION
--------	-------------

## DURA-LIFT ACCESSORIES

42339	DURA-LIFT FUEL FILTER GASKET
42764	DURA-LIFT FUEL FILTER BOWL & GASKET

Part #	DESCRIPTION
--------	-------------

## CUBE & POSI-FLO ACCESSORIES

41124	(1 EA) 5/16" BARBED ELBOW & (1EA) 5/16" BARBED STRAIGHT FUEL FITTINGS WITH 1/8-27 THREADS
42586	FACET BOX KIT (NUTS, BOLTS, FITTINGS)
42804	FACET CLAMSHELL KIT (2EA) BOLTS, NUTS, (1EA) FITTING, (WITHOUT FUEL FILTER)

Part #	DESCRIPTION
--------	-------------

## GOLD-FLO ACCESSORIES

41814	GOLD-FLO FUEL FILTER (200 MICRON)
41874	GOLD-FLO BOTTOM COVER
42807	GOLD-FLO COVER & WIRE KIT
478987	GOLD-FLO CABLE ASSEMBLY
479012	GOLD-FLO FUEL FILTER MAGNET
479136	GOLD-FLO FUEL FILTER GASKET

# Accessories

**Facet®**



**41124**  
Bulk



**41199**  
Bulk



**41814**  
Bulk



**41874**



**42339**  
Box



**42353**  
Box

**Purolator®**



**42370/FEP42370**  
Box/Clamshell



**42586**  
Bulk



**42733**  
Bulk

**12**

M o t o r C o m p o n e n t s



**42734**  
Bulk



**42764**  
Box



**42774**  
Bulk



**42804**  
Box



**42807**  
Bulk



**42971**  
Bulk



**43040**



**43121**  
Bulk



**43175/FEP43175**  
Box/Clamshell

# Accessories

 <p><b>43176/FEP43176</b> Box &amp; Clamshell</p>	 <p><b>43177/FEP43177</b> Box &amp; Clamshell</p>	 <p><b>43178/FEP43178</b> Box &amp; Clamshell</p>
 <p><b>43179/FEP43179</b> Box &amp; Clamshell</p>	 <p><b>43180/FEP43180</b> Box &amp; Clamshell</p>	 <p><b>43203</b> Bulk</p>
 <p><b>43299</b> Bulk</p>	 <p><b>43400/FEP43400</b> Bulk, Box &amp; Clamshell</p>	 <p><b>43419/FEP43419</b> Bulk, Box &amp; Clamshell</p>
 <p><b>478987</b> Bulk</p>	 <p><b>479012</b> Bulk</p>	 <p><b>479136</b> Bulk</p>
 <p><b>479729</b> Bulk</p>	 <p><b>479735/FEP735</b> Bulk/Clamshell</p>	 <p><b>479792</b> Bulk</p>
 <p><b>479808</b> Bulk</p>		

**Facet**

**Purolator**

**13**

MOTOR COMPONENTS



Facet®



Purolator®



14

M o t o r C o m p o n e n t s



# WE MOVE FUEL®

- 12 Volt and 24 Volt
- Electronic Solid State Design
- ISO 9001:2015 Certified
- UL 574A Listed
- REACH
- RoHS
- Coast Guard 33CFR183.410 and 33CFF183.590
- Design for Tier 4 Diesel Engines
- MTBF Up to 10,000 Hours
- Assembled in USA



FACET®/PUROLATOR® BRANDED FUEL PUMPS ARE MANUFACTURED  
BY MOTOR COMPONENTS LLC AN ISO9001-2015 FACILITY  
FOR DESIGN AND ENGINEERING INFORMATION CONTACT  
PAUL PULEO, NATIONAL SALES MANAGER Phone: 867-737-8371  
FAX: 867-737-8335 p.puleo@facet-purolator.com  
MOTOR COMPONENTS LLC ELMIRA, NEW YORK 14903 www.facet-purolator.com  
© Registered Trademark of MOTOR COMPONENTS LLC

ISO 9001:2015  
ISO 14001:2015  
BUREAU VERITAS  
Certification



Facet®

Purolator®

15

MOTOR COMPONENTS



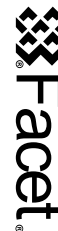
# OEM, Off-Road and Private Label Interchange Guide

MANUFACTURER	MANUFACTURER PART #	FACET PART #	MANUFACTURER	MANUFACTURER PART #	FACET PART #
<i>AC ROCHESTER</i>			<i>CASE NEW HOLLAND</i>		
	6442720	477060E		405898R92	40002E
	6442720	40104		A33181	477060E
	25115828	40101		D72347	40105
	25115829	40104		D8NN9350BB	40133E
<i>ACTIVE GEAR</i>				D93954	40136
	40-20-0072	40274		EONN9350AA	40137
<i>ALLMAND BROS.</i>				L52633	40053E
	930149	40104		L52634	40053E
<i>AM GENERAL</i>				L52638	477060E
	MS-51321-1	477883E		L60822	40164
	MS-51321-2	480517E		L60823	40053E
	7748814	480509E		N6000	479808
<i>ASV</i>				S226800	40106
	7071-726	60205		T41054	476087E
<i>ATLAS COPCO</i>				00646193	40139
	1310075305	60202		146397C1	40137
<i>ATLAS COPCO WAGNER</i>				170351C1	476459E
	336691	480532E		170352C1	476459E
	343282	477003E		175305C1	40106
	50258441	477003E		183721C1	40138
<i>BAE (UNITED DEFENSE)</i>				394327R92	477060E
	MS51321-1	477883E		47420302	40299
	MS51321-2	480517E		47465735	40300
<i>BALKAMP (SEE NAPA)</i>				48106448	40334
<i>BOLENS</i>				631259R91	480516E
	1743165	40147		82006984	40220E
<i>BOMBARDIER RECRE. PROD.</i>				84130988	40271
	403901818	60500		84306974	40275
	513033328	60501		84551151	40287
<i>BP OIL</i>				84592544	40296
	3727526038	476087E		87024903	40250
	3727526039	476459E		87029971	40131E
<i>BTR ENGINEERING</i>			<i>CATERPILLAR</i>		
	480615	40105		416-5884	43179
	480616	40106		416-5886	40345
<i>CARRIER TRANSICOLD</i>				445-4733	40307
	TA6150081	40138		445-8283	40345
	68AB-10-1004-51	477003E		452-2382	479792
	133395	476087E		463-2166	43180
	133480-02	40159E		473-9374	40345
	2042989	60203		495-0714	40307
	30-00106	476459E	<i>CHRYSLER M &amp; I</i>		
	30-00106-00	476087E		4417200	40105
	30-00106-06	479808	<i>CLARK</i>		
	30-00364-00	40223		901431	40135
	30-00384	40185		2809500	40139
	30-00384-00	40185		6516343	477060E
	30-01007	476087E		6558398	40105
	30-01108-02	40223	<i>CRUSADER INC.</i>		
	30-01108-03	40223		80784	40106
	30-00108-03SV	40223		700370	477060E
	30-01108-11	40223	<i>CUMMINS (ONAN CORP.)</i>		
	30-01108-12	40223		0149-0554	476087E
	30-01108-22	42339		0149-0658	477974E
	30-01108-23	42764		0149-0890-01	477003E
	30-60009-00	40222		0149-1033	476410E
	30-00535-00	40321		0149-1105	480517E
<i>CARQUEST</i>				0149-1157	476284E
	41500	40106		0149-1245	40166
	41501	40104		149-1304	477060E
	41502	476549		0149-1445	479729
	41503	476087		0149-1446	479136
	41504	477060		0149-1447	40189
	41505	42370		0149-1449	40189
	41506	479735		0149-1450	40189
	41509	60104		0149-1541	40131E
	41510	60106		0149-1919	40133E
				0149-1987	40131E
				0149-2035	40128E



# OEM, Off-Road and Private Label Interchange Guide

Note: the following interchanges are provided as a guide only. Please consult the applications section for appropriate part number verification.



MANUFACTURER	MANUFACTURER PART #	FACET PART #	MANUFACTURER	MANUFACTURER PART #	FACET PART #
<i>CUMMINS (ONAN CORP.) Cont.</i>			<i>FREIGHTLINER</i>		
	0149-2111	40189		FEP480598	40178
	0149-2150	40189	<i>FRIGETTE TRUCK CLIMATE</i>		
	0149-2272	40189		030-00156	40250
<i>DAEWOO HEAVY IND.</i>				030-00158	40185
	7C8081	40147	<i>FRIGICOLL SA</i>		
<i>DAHMER FORK LIFT</i>				40159E	40159E
	70335	476087E		20203001	476087E
	7805-1052	40053E		20203003	476088E
<i>DIECI S.R.L.</i>			<i>FULTYME RV</i>		
	40332	40284		4500	40222
<i>DITCH WITCH</i>				4501	40131E
	195-1310	40104		4502	480532E
<i>DOOSAN PORTABLE POWER</i>				4503	60300
	46547360	40284		4504	60301
<i>DRESSER INDUSTRIES</i>				4505	60302
	153879C1	40135		4506	60303
	H81-335-1	s40135		4507	60304
	H81-335	477060E		4508	42353
	631259R91	480516E		4509	42370
<i>DYNAPAC</i>				4510	479735
	745025	477060E		4511	43175
	801577	476459E		4512	43178
	4812115976	40297	<i>GEHL. CO.</i>		
<i>EASTERN TECHNOLOGIES</i>				061512	477060E
	11668597	476459E		F1JL9350AA	40176
<i>ELECTRICAL SALES</i>				56ZE7424	476087E
	773488	480534E		46918	477060E
<i>ELECTRON</i>				77663	40178
	700370	477060E		90475	40217
<i>EMERGENCY ONE</i>			<i>GENERAC CORP.</i>		
	1-X-360072	40007E		90475	40217
<i>EMPI INC.</i>				0D7513A	40241
	480614	40104		0E0570A	40254
	480615	40105	<i>GENERAL CABLE</i>		
	480616	40106		T-51335	40131E
	41-2000-8	40105	<i>GENERAL MOTORS CORP.</i>		
<i>ENGINEERED AIR SYS.</i>				14072370	477883E
	65267-1B	40223		00715125	476087E
	11616-1-Y	477003E	<i>GLOBAL THERMOELECTRIC</i>		
<i>FEDERAL SIGNAL</i>				5000-102733	40164
	O/LO15951-001	40106		5000-10273	40227
<i>FERGUSON ENTERPRISES</i>				5000-32558	480517E
	59999998	40176	<i>GRADALL CO.</i>		
	77709998	40164		91033270	40109
<i>FERMONT DIVISION (DRS)</i>			<i>GREEN AUTO SUPPLY</i>		
	MS51321-1	477883E		AT62824	40010E
	405789-001	40135		KV13829	40229
	406770-001	40135	<i>GROVE MFG. (KIDDE)</i>		
	72-5313	480517E		7722000029	476087E
	88-20192	40193		7722001056	477883E
	88-21738	40194		7722000212	40104
	88-22755	479735	<i>HARRISON EQUIPMENT</i>		
<i>FORD (OF CANADA)</i>				40133	40131E
	BD97Z9350A	40104	<i>HERCULES ENGINE</i>		
	56ZE7424	476087E		40-2502603	40147
<i>FORD ENSITE</i>			<i>HOLLEY</i>		
	82482955	476087E		12-426	FEP04SV
<i>FORD MOTOR CO.</i>				12-427	FEP06SV
	56ZE7424	476087E		12-428	FEP304SV
	D57Z9350A	40104	<i>(AMERICAN) HONDA</i>		
	D97Z9850A	40104		16700-890-670	40104
	F1JL9350AA	40176		16700-ZB50033	40160
	F5JL9155AA	479735		16954890-670	479735
<i>FORD NEW HOLLAND</i>			<i>HOTSY CO.</i>		
	EONN-9350-AA	40137		919718	40163
	XN655395	40106	<i>HUNTER MFG. (HDT)</i>		
	D8NN-9350-BB	476087E		15421	476087E
				40221	40255
				53020	40106
				58422	476088E
				68428	477883E

# OEM, Off-Road and Private Label Interchange Guide



18

M o t o r C o m p o n e n t s

MANUFACTURER	MANUFACTURER PART #	FACET PART #	MANUFACTURER	MANUFACTURER PART #	FACET PART #
<i>HUNTER MFG. (HDT) Cont.</i>			<i>KOMATSU AMERICA</i>		
	7748814	480509E		631259R91	480516E
	5000-10273	40227		394327R92	477060E
	MS51321-1	40251	<i>KOVATCH CORP.</i>		
<i>HUZZELLS I KARLSTAD</i>				38242-3	40007E
	67-40105	40105	<i>K&amp;N</i>		
	67-40106	40106		81-0401	60104
	67-40164	40164		81-0402	60106
	67-476087	476087E		81-0403	60303
	67-476088	476088E		81-0400	60304
	67-480513	477060E		81-0303	FEP735
	67-480517	480517E	<i>LINCOLN ELECTRIC</i>		
	67-480532	480532E		M20393	40256
	67-480534	480534E		M22848	60201
<i>HYDRA-MAC</i>				M26348	60210
	4100-037	40106	<i>MACK TRUCKS</i>		
<i>HYDRA MASTER</i>				38QC228P2	480534E
	111-045	477060E	<i>MAN TRUCK &amp; BUS</i>		
<i>HYSTER CO.</i>				86120006018	480563E
	0086422A	477060E	<i>MASSEY COMBINES</i>		
<i>IMC HOLDINGS</i>				2553050W1	40108
	92-179	40135	<i>MERCURY MARINE</i>		
<i>INGERSOLL-RAND</i>				852521P	40224
	8524789	40166	<i>MIKUNI AMER. CORP.</i>		
	W8841OT2	476459E		Z70/061	40106
	50258441	477003E	<i>MILLER ELECTRIC</i>		
	W8841OT1	477003E		192093	40177
<i>INTERNATIONAL THERMAL</i>				239311	40272
	16015	40257		253818	60200
<i>JARVIS CLARK</i>				258848	40298
	22551	480532E	<i>MITSUBISHI ENGINES</i>		
<i>JCB</i>				D07-0004	40240
	333/W8991	40311		D07-0009	40221
	334/S6488	40277	<i>MR. GASKET</i>		
	400/X4858	40311		12D	60106
	400/Y0296	40277		12E	60106
<i>JOHN DEERE</i>				12S	60106
	AH65307	40106		42S	60104
	AH66236	40135	<i>MULTIQUIP INC.</i>		
	AH66237	40135		VR36	40177
	AH107362	40135		616450	60104
	AH130127	40135		EE59414	40288
	AH130127MOD	40007E	<i>NAPA (BALKAMP)</i>		
	AH134776	476087E		610-1016	480532E
	AM38788	40135		610-1018	480534E
	AR65058	476459E		610-1025	476088E
	AT62824	40010E		610-1033	40109
	AT62825	40053E		610-1034	40151
	AZ27950	40051E		610-1049	40107
	KV13829	40229		610-1050	60106
	GG420-34103	40104		610-1051	60104
<i>KOHLER</i>				610-1052	40104
	238953	477060E		610-1074	476087E
	247076	476087E		610-1075	477060E
	249862	40178		610-1076	476459E
	249409	40148		610-1077	40106
	2539301	40177		610-1078	40104
	2539320	40336		610-1085	479735
	277818	40002E		610-1086	42370
	278490	40178		610-1684	43175
	6585162	40314		610-1685	43176
	6585163	40313		610-1686	43177
	6585001S	40314		610-1687	43178
	6585005S	40313		610-1688	40311
	6585008S	40313		610-2000	40277
	6585170S	40313		610-2001	40288
	GM90305-1	40277		610-2002	40289
	GM90305-2	40317		610-2003	60107
	GM101287-1	40314		610-2004	60300
	GM101287-2	40317		610-2005	60301
				610-2006	60302
				610-2007	60303

# OEM, Off-Road and Private Label Interchange Guide

Note: the following interchanges are provided as a guide only. Please consult the applications section for appropriate part number verification.



MANUFACTURER	MANUFACTURER PART #	FACET PART #
<i>NAPA (BALKAMP) Cont.</i>		
	610-2008	40131E
	610-2009	40285
	610-2010	40290
	610-2011	40237
	610-2400	40223
	610-2401	42353
	610-2402	42764
	610-2403	40178
	610-2404	40185
	610-3100	40273
	610-3020	40303
	610-3021	60304
<i>NAVISTAR</i>		
	153879C1	40106
	183721C1	40138
	175305C1	40106
	394327R92	480544E
	631259R91	480516E
	917281R92	476087E
<i>NEW HOLLAND (SEE CASE NEW HOLLAND)</i>		
<i>ONAN CORP. (SEE CUMMINS)</i>		
<i>PARKER HANNIFIN - (RACOR)</i>		
	23084	40223
<i>PERKINS ENGINE</i>		
	4950714	40307
	4950715	40307
<i>POLARIS</i>		
	8450172	40313
	8450180	40313
<i>SHAFFER CO.</i>		
	544-7408	476459E
<i>SNORKEL</i>		
	7630085	40148
<i>SEACHOICE (LAND N SEA)</i>		
	20291	480532E
	20301	40131E
	20311	40176
	20321	40185
	20331	40222
	20341	40288
	20351	40289
	20361	42370
	20371	42353
	20381	43175
	20391	43178
	20401	479735
<i>STEWART &amp; STEVENSON</i>		
	99525	40220E
	99942	40178
<i>SULLAIR</i>		
	02250220-866	40327
	02250233-475	40327
<i>TELEDYNE WIS-CON MOTORS</i>		
	LP63	40148
	TMD27F00319	40135
	TMD27F00424	40135
<i>TELEFLEX LTD. CANADA</i>		
	908012	40231
	908112	40106
	908124	40164
<i>TEREX PARTS DIST.</i>		
	2809500	40139
<i>TEXTRON MARINE &amp; LAND SYS.</i>		
	MS-51321-2	480517E
<i>TEXTRON TURF CORP. (JACOBSON)</i>		
	163574	40107
	163603	40104
	26057G01	40104

MANUFACTURER	MANUFACTURER PART #	FACET PART #
<i>TEXTRON TURF CORP. (JACOBSON) Cont.</i>		
	1002689	40177
	1004465	40232
	4129204	40252
	4272290	60202
	4315772	FEP805
	4316346	FEP806
<i>THERMO-KING</i>		
	42351	40303
	100376	42353
	100378	42764
	440568	476088E
	417059	40223
	417060	40285
	417062	40237
	417251	40272
	421762	60203
	423304	40347
	423322	40348
	1200A54G01	40185
	5041026	40185
<i>TORO</i>		
	2910009309367	40104
	44-7790	477060E
	46-6310	40135
<i>UNITED DEFENSE (SEE BAE)</i>		
<i>U.S. MOTORS</i>		
	90080	476087E
	90081	40135
<i>VOLVO</i>		
	5090543	477003E
<i>WACKER NEUSON CORP.</i>		
	01759293	40185
	0177917	479735
	1000340493	40328
	2079990665	40311
<i>WAGNER MINING EQUIP.</i>		
	336691	480532E
	343282	477003E
<i>WAUKESHA ENGINE</i>		
	606380	476087E
<i>WESTERBEKE</i>		
	33630	40131E
	34705	40135
	39273	40176
	39377	40176
	39478	40185
	301385	476459E
	302025	477060E
<i>WHITE FARM EQUIP.</i>		
	31-1818310	40106
	31-2553060	40108
<i>WHITEMAN IND.</i>		
	11099	40178
	19215	40109
<i>WORLD PAC</i>		
	40015	477060E
	40068	477060E
	40104	40104
	40105	40105
	40106	40106
	40114	40104
	480532	480532E
	480534	480534E
<i>XRT POWER SYSTEMS</i>		
	24831	476459E
	33630	40131E
	39275	4018





# Custom Fuel Pump Specification Form

**If our line of fuel pumps does not meet your current application requirements,** please consult our design engineering staff for additional information on how we can work with you to develop the specific type of fuel pump you need.

**COMPANY INFORMATION:**

Name: \_\_\_\_\_

Address: \_\_\_\_\_

Phone Number: \_\_\_\_\_

E-Mail: \_\_\_\_\_

Fax: \_\_\_\_\_

**CUSTOMER DRAWING PROVIDED:**

Yes

No

**PROTOTYPE(S):**

Quantity: \_\_\_\_\_

Timing: \_\_\_\_\_

**ANNUAL VOLUME REQUIRED:**

1st Year: \_\_\_\_\_

2nd Year: \_\_\_\_\_

3rd Year: \_\_\_\_\_

4th Year: \_\_\_\_\_

Life of program: \_\_\_\_\_

**APPLICATION:**

Engine: \_\_\_\_\_

Make: \_\_\_\_\_

Size: \_\_\_\_\_

Type of fluid to be pumped: \_\_\_\_\_

**DELIVERY REQUIREMENTS:**

GPH: \_\_\_\_\_

Pressure: \_\_\_\_\_

*FILTER REQUIREMENTS: (Cylindrical Solid State pump models have integral 74 micron filters... Solid State models need to have an inline 74 micron filter installed ahead of the pump)*

**FILTER SIZE TO BE USED:**

**MOUNTING INFORMATION/POSITION OF PUMP RELATIVE TO FUEL SUPPLY**

Pump installation height relative to minimum fuel level:  
Pump mounted: (We recommend inlet mounted down/lower than outlet)

Above: \_\_\_\_\_

Below: \_\_\_\_\_

Vertical: \_\_\_\_\_

Horizontal: \_\_\_\_\_

Mounting: \_\_\_\_\_

**TEMPERATURE:**

Environment of fuel and pump: \_\_\_\_\_

**VOLTAGE REQUIRED:**

12V

24V

Minimum start voltage: \_\_\_\_\_

**POLARITY:**

Negative

Positive

**SUCTION HEIGHT REQUIRED:**

\_\_\_\_\_

**SHUT OFF PRESSURE REQUIRED:**

\_\_\_\_\_

**IS CHECK VALVE REQUIRED?**

(Keep flow of fuel from returning to take when pump is off)

Yes

No

**SIZE FITTING REQUIRED:** (1/8-17 NPTF is standard)

\_\_\_\_\_

**TYPE CONNECTOR REQUIRED:** (Standard is 6" nominal with ¼" ring terminal on negative lead...positive lead is stripped ¼")

\_\_\_\_\_

**LABEL REQUIREMENTS:**

Standard

\_\_\_\_\_

**UL RECOGNIZED**

Remarks:

\_\_\_\_\_



20

M o t o r C o m p o n e n t s



ISO 9001:2015  
ISO 14001:2015  
**BUREAU VERITAS**  
Certification



**FACET®/PUROLATOR® BRANDED FUEL PUMPS ARE MANUFACTURED  
BY MOTOR COMPONENTS LLC AN ISO9001-2015 FACILITY**  
© 2018 MOTOR COMPONENTS LLC ELMIRA HEIGHTS, NEW YORK 14903  
Phone: 607-737-8011 FAX: 607-737-8335 [www.facet-purolator.com](http://www.facet-purolator.com)  
® Registered Trademark of MOTOR COMPONENTS LLC